



DC-40GHz, 2 Way 2.92mm Resistive Power Divider

Rev 1

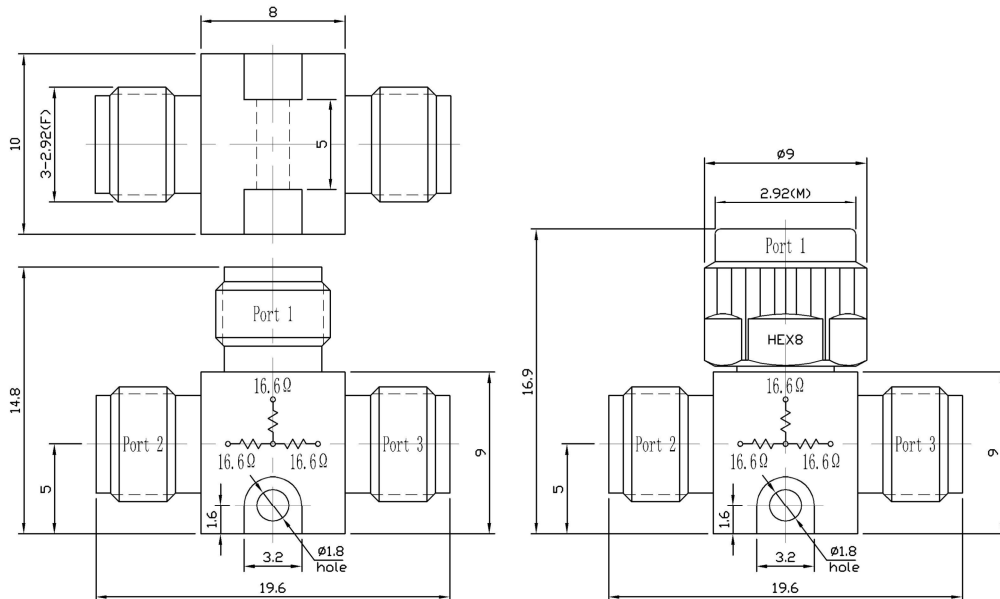
Electrical & Environmental

Impedance	50 ohm
Number of Output Ports	2 Way
Frequency Range	DC-40 GHz
Insertion Loss	6.6dB max (DC-26.5GHz), 7.0dB max (DC-40GHz) (Including theoretical loss 6dB)
VSWR	≤ 1.26 (DC-26.5GHz), ≤ 1.38 (DC-40GHz)
Amplitude Balance	≤ ±0.5dB (DC-26.5GHz), ≤ ±0.7dB (DC-40GHz)
Phase Balance	≤ ±5°(DC-26.5GHz), ≤ ±7° (26.5-40GHz)
Input Avg Power	5 Watts max @25°C (Derate linearly to 0.5 Watts at 100°C)
Peak Power	200 Watts (5μsec pulse width, 2% duty cycle)
Operating Temperature	-40°C ~ +100°C

Mechanical

Input/Output Connectors	2.92mm Female Body: Stainless steel, Center contact: Gold plated BeCu
Housing	Stainless steel
Weight	8g

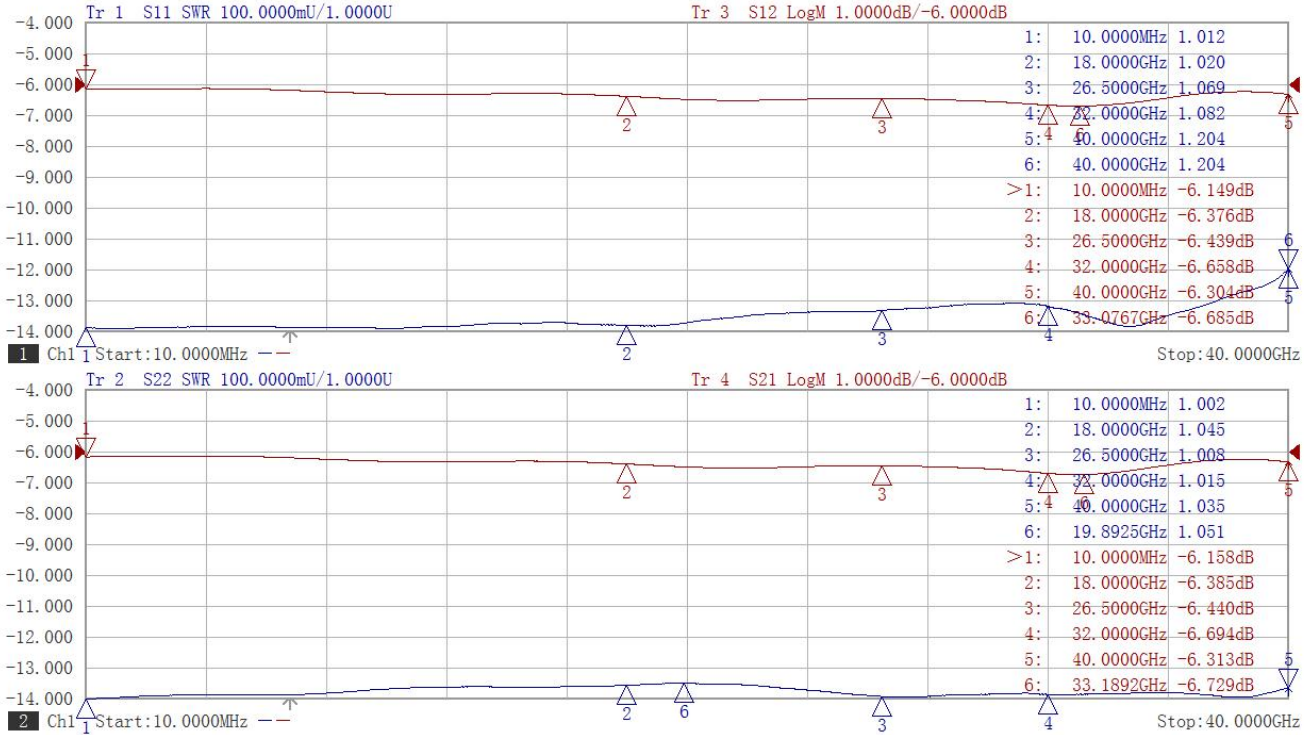
Dimensions(Unit: mm)



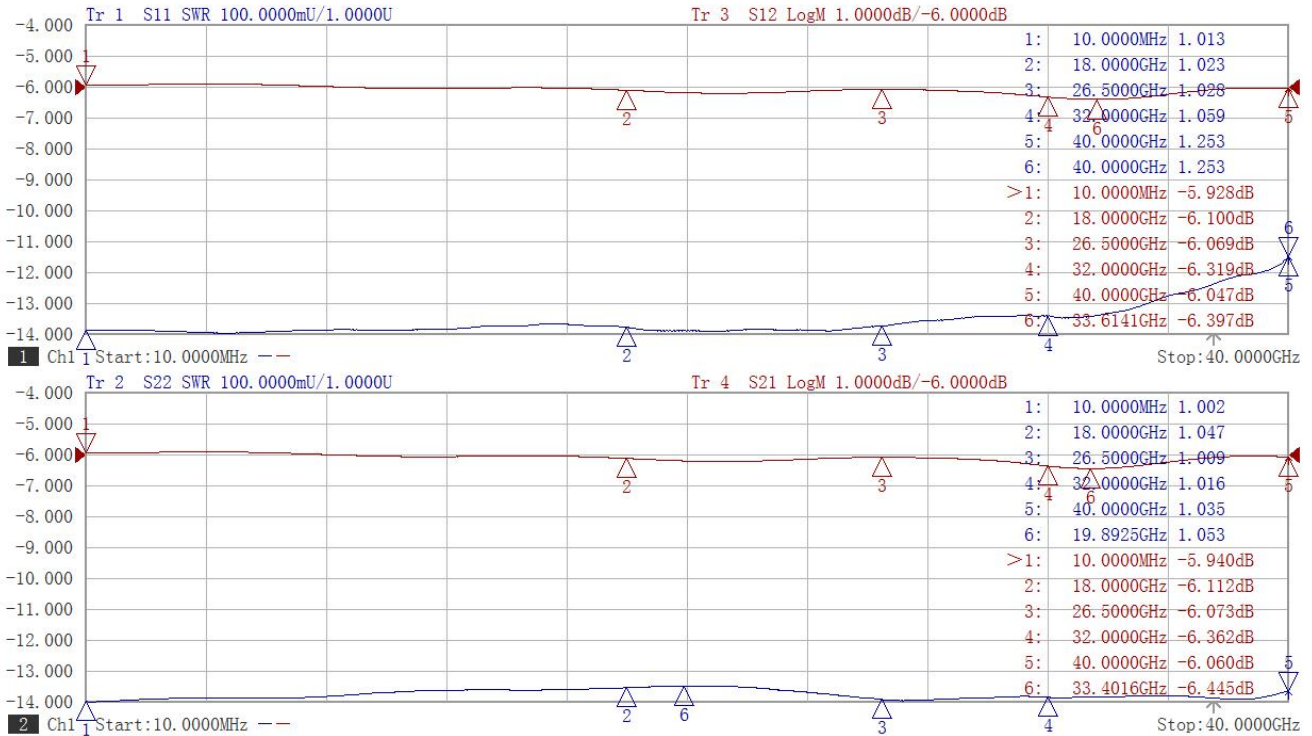
2.92mm male x3 ports and 2.92mm female/male mixed ports available

Typical Test Data

Test between Port 1 and Port 2



Test between Port 1 and Port 3



Test between Port 2 and Port 3

