



Coaxial Fixed Attenuator

RFHB50XX24C2

DC-50 GHz, 0-40 dB, 2 Watts, 2.4mm, Bidirectional

Rev 3

Electrical

Impedance	50 ohm				
Frequency Range	DC-50 GHz				
VSWR	1.3 max				
Input Avg Power	2W@ 25°C ambient, derating linearly to 0.3W at 100°C				
Peak Power	100W (5 micro-sec pulse width, 1% duty cycle)				
Direction	Bidirectional, 2.4mm female to 2.4mm male (other configurations available)				

Attenuation(dB)	0	1-3	4-8	9-25	26-40
Accuracy(dB)	0/+0.5	-0.6/+0.9	-0.7/+1.0	-0.8/+0.8	-0.9/+1.0

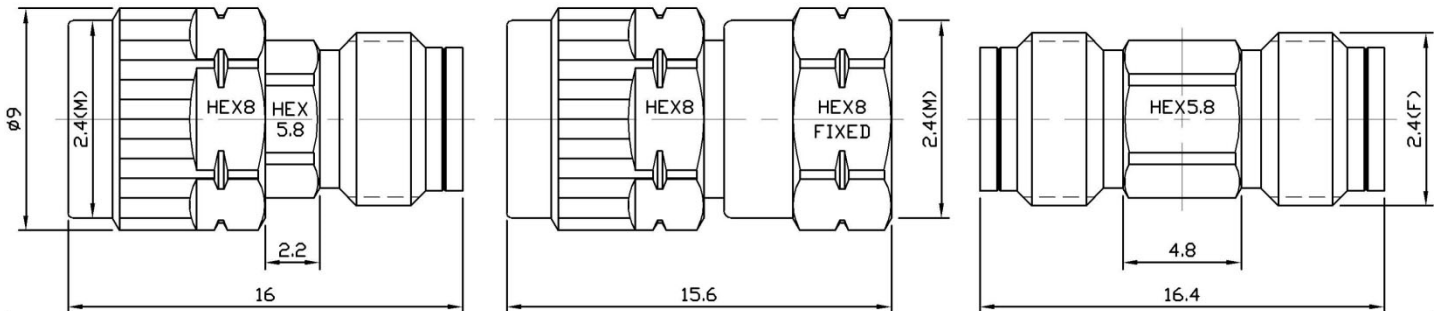
Mechanical

Connector Body	Passivated stainless steel
Heat Sink	N/A
Center Contact	1.27um Gold plated BeCu
Net Weight	About 3.5 g

Environmental

Operating Temperature	-55°C to 100°C
Storage Temperature	-55°C to 125°C
RoHS	Compliant
Temperature Coefficient	<0.0004 dB/dB/°C

Dimensions(mm)



male to female

male to male

female to female

Notes

1. Customized dB values, outlines and optimal accuracy/VSWR available.

Model Description

RFHB50XX24C2

1. XX for dB value: 06=6dB, 30=30dB

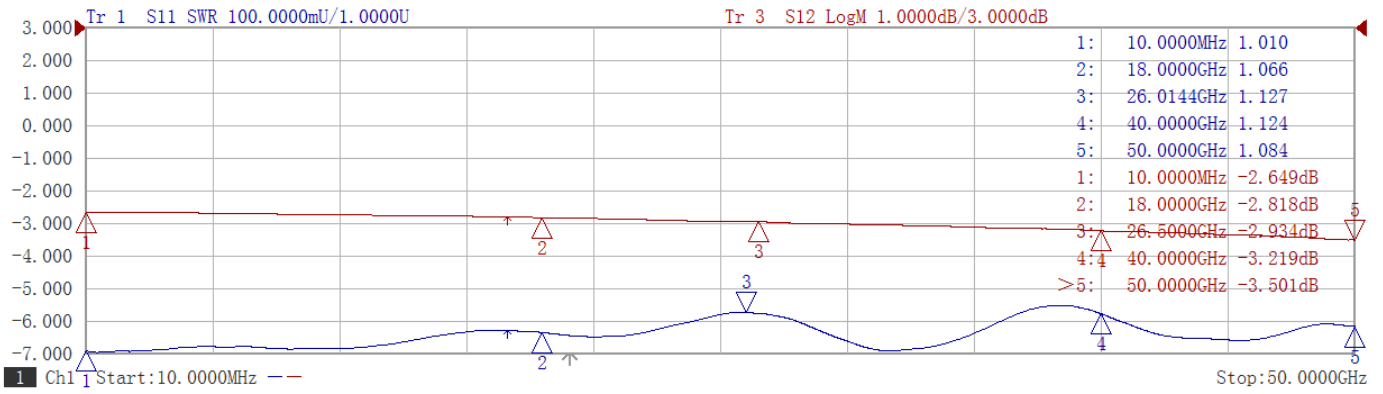
2. Code for connector configuration:

A=female for two ends; B=male for two ends

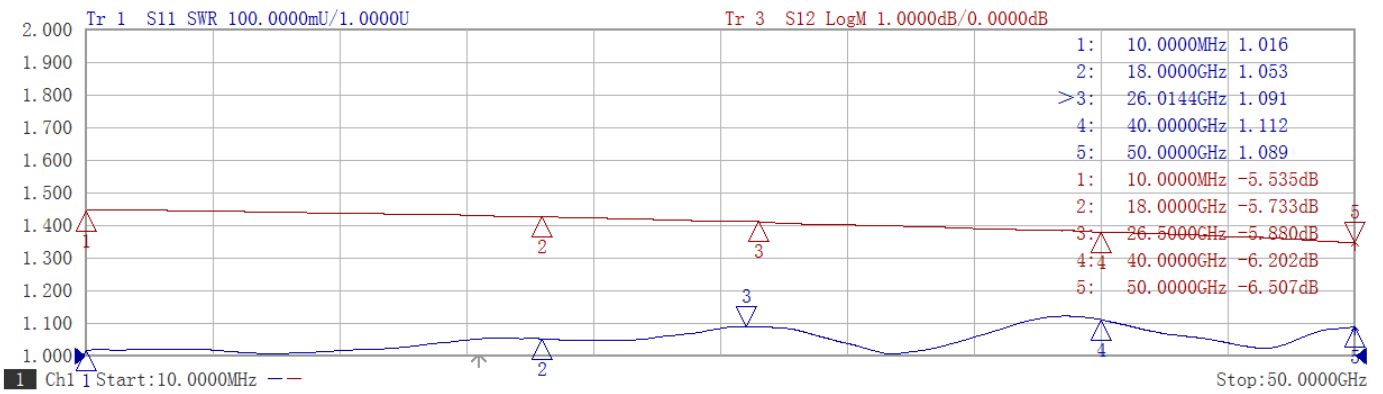
C=female for one end and male for the other.

Typical Test Data(Contact us at sales@rfone.cn for test plots of more models)

3dB



6dB



10dB



30dB

